



REDSTAR™

Passionate about Value

PH 1800 REDSTAR

www.redstarequipment.com.au

DENYO DCA-45ESI-DA

PRIME POWER GENERATOR Three Phase



SPECIFICATIONS

ALTERNATOR

Frequency	50 Hz
Output Continuous/Standby	37/38.9KVA
Rotating Speed	1500RPM
NO. Of Phases	Three Phase 4 wire
Rated Voltage	380/440
Power Factor	0.8
Voltage Regulation %	+0.5
Excitation	Brushless, Rotating Exciter (with A.V.R.)
Insulation	Class F

ENGINE

Make & Model	ISUZU BB 4JG1T
Type	Inlined, Direct injected, Turbo charged
Output Rating	46.5/1500 PS/rpm 34.2/1500 KW/min-1
No. of Cylinders-Bore X Stroke	4-95.4 x 107mm
Piston Displacement	3.059L
Fuel	Diesel
Fuel Consumption	6.3 L/H
Lube Oil Sump Cap	10L
Coolant Capacity	10.9L
Battery Capacity	95D31RX1
Fuel Tank Capacity	100L

SOUND

7m/dB (A) 1500/1800rpm	60dB
------------------------	------

UNIT

Dimensions (L/W/H mm)	1900x880x1250
Dry Weight	960kg

General

The DCA series generators are complete, stand alone generating sets. All models consist of an alternator which is directly coupled to a diesel engine. The alternator and engine are set on a common skid base. Special Vibration isolators are used to minimize vibrations during operation. The generator and electrical components are fully enclosed in a solid steel, weatherproof canopy. Noise suppression is achieved by using highly effective sound insulation materials.

50Hz/60Hz Operation

The DCA series can be operated at either 50Hz or 60Hz by simply adjusting the engine speed using the throttle control knob on the control panel.

Auto Fuel Air Extractor

Air trapped in the fuel system can be troublesome, however, with the DCA series, fuel air extraction is automatically performed by simply operating the starter switch, without the need for tools or devices. There is no soiling of the machines interior or the operator's hands and the outflow of fuel to the machines exterior is prevented. The machine will start after the engine is turned over a few times.

Extremely Quiet Operation

In urban areas and at the worksite, there is an ever increasing demand for reduced noise. The DCA series generators are extremely quiet when operating at full load.

Clean engines

The engines used in these generators meet all Californian Atmospheric Pollution standards, which is one of the world's most stringent anti-pollution standards. This is achieved by using a PCV purge control valve system. Therefore, these engines do not discharge blow-by gas to the outside, which keeps the interior of the machine cleaner and the exhaust emissions are minimized.

DENYO Generators

Denyo Generators are designed to be totally user friendly



MAINTENANCE MADE SIMPLER

- All daily maintenance requirements can be performed from one side of the machine. The large doors gives you full access to the engine.
- External drain plugs for oil, fuel and water are fitted for convenience in performing routine maintenance.
- Large fuel gauge is fitted for simple viewing.
- For major engine overhauls, the bonnet can be simply unbolted, which allows full access to the engine.




TRANSPORTABILITY

- The new designs of the DCA Series range have achieved significant size and weight reductions over previously produced models, through improvements in coupling techniques and alternator design.
- The sturdy weatherproof steel bonnet on a heavy-duty steel skid base allows easy handling by a forklift.
- The balance point lifting hook (lug) fitted on the roof of each machine facilitates easy transportation using a crane.
- All models are modular designed, so that generators can be stacked, thereby making the best use of your valuable storage area.



FULLY APPOINTED CONTROL PANELS FOR EASE OF USE AND MONITORING GENERATOR PERFORMANCE.

- | | |
|---------------------------------------|-----------------------------|
| 1. Tachometer | 12. Voltage Regulator |
| 2. AC Ammeter | 13. Frequency Meter |
| 3. AC Volt meter | 14. Throttle Handle |
| 4. Pilot Lamp | 15. Preheat Lamp |
| 5. Voltmeter Change-Over Switch | 16. Battery Switch |
| 6. Panel Light | 17. Emergency Stop Button |
| 7. Synchronizing Lamp | 18. Starter Switch |
| 8. Single Parallel Change-over Switch | 19. Warning Lamp Unit |
| 9. Circuit Breaker | 20. Charging Ammeter |
| 10. Panel Light Switch | 21. Oil Pressure Gauge |
| 11. Ammeter Change-Over Switch | 22. Water temperature Gauge |



Provisions of Various Protective Devices and Warning Lamps

- A circuit breaker is provided to protect the generator from shorting of the load circuit or an overload.
- An emergency stop device is provided to automatically detect an engine malfunction and shut down the unit, as well as a warning lamp.

Item	Operation Display	Engine Stop	Load Interrupt	Malfunction Display
Low oil pressure		○	—	○
High water temperature		○	—	○
Over-current		—	○	—
Electric leakage		—	○	○
Insufficient charging		○	—	○
Low fuel level		—	—	○
Plugging of air cleaner		—	—	○
Rise in fuel filter level		—	—	○
Over-speed		○	—	—(○*5)

O: Operates —: Does not operate

*1 Only for 13 to 35. Engine stopped/malfunction display not provided for 25ES1, 45-150ESH, US series.

*2 Excluding 13 - 20LS, 25ESK.

*3 Only for 25ES1, 45ES1, 25US12, 45US12.

*4 Only for 60ES12, 600SPK, 800SPK, 800SPM, 1100SPM, 1100SPC.

*5 Only for 60ES12